


SYMBOLS

- ▽ Plug to engine
- ⊙ Plug to alternator
- Plug to mains

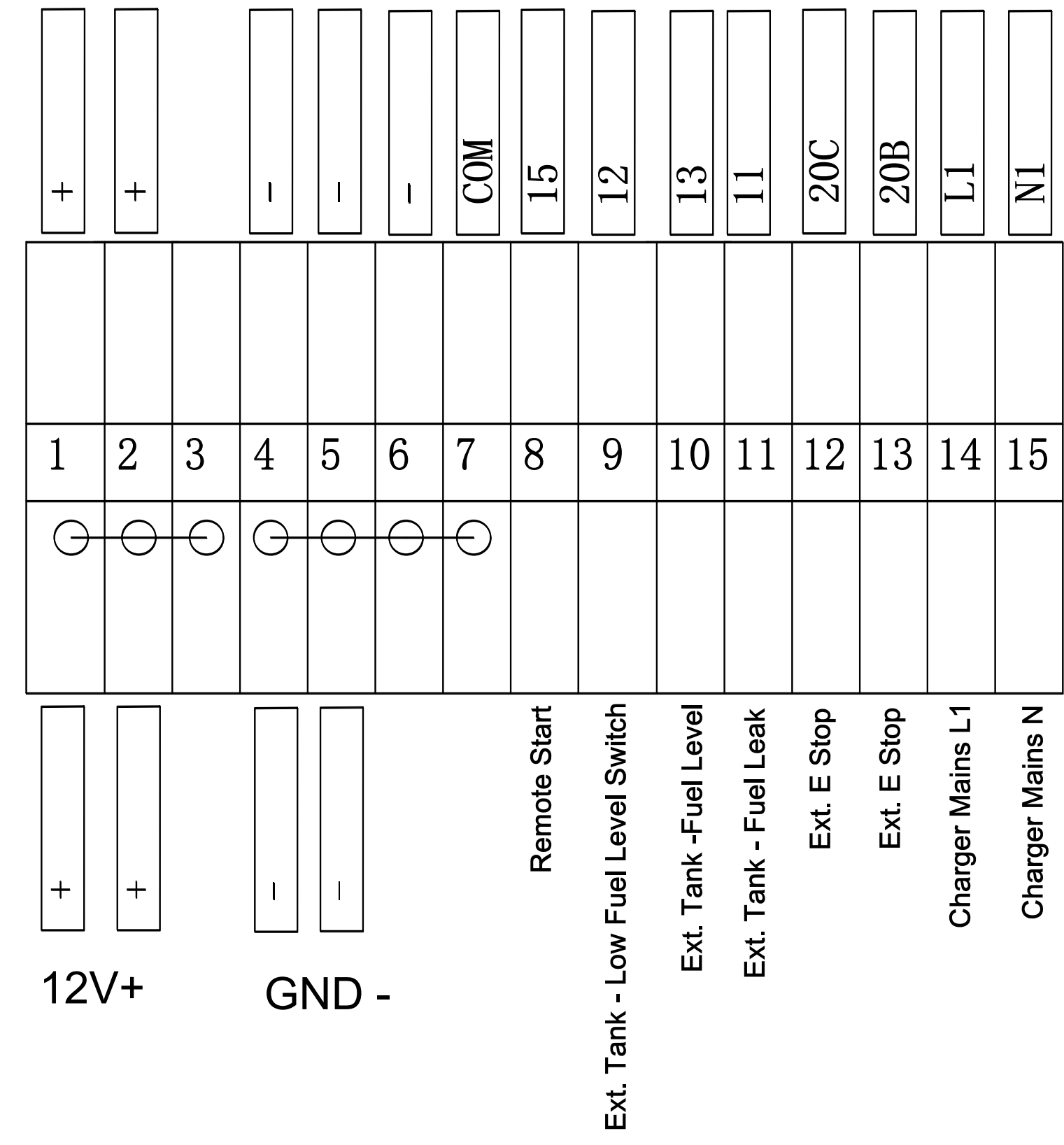
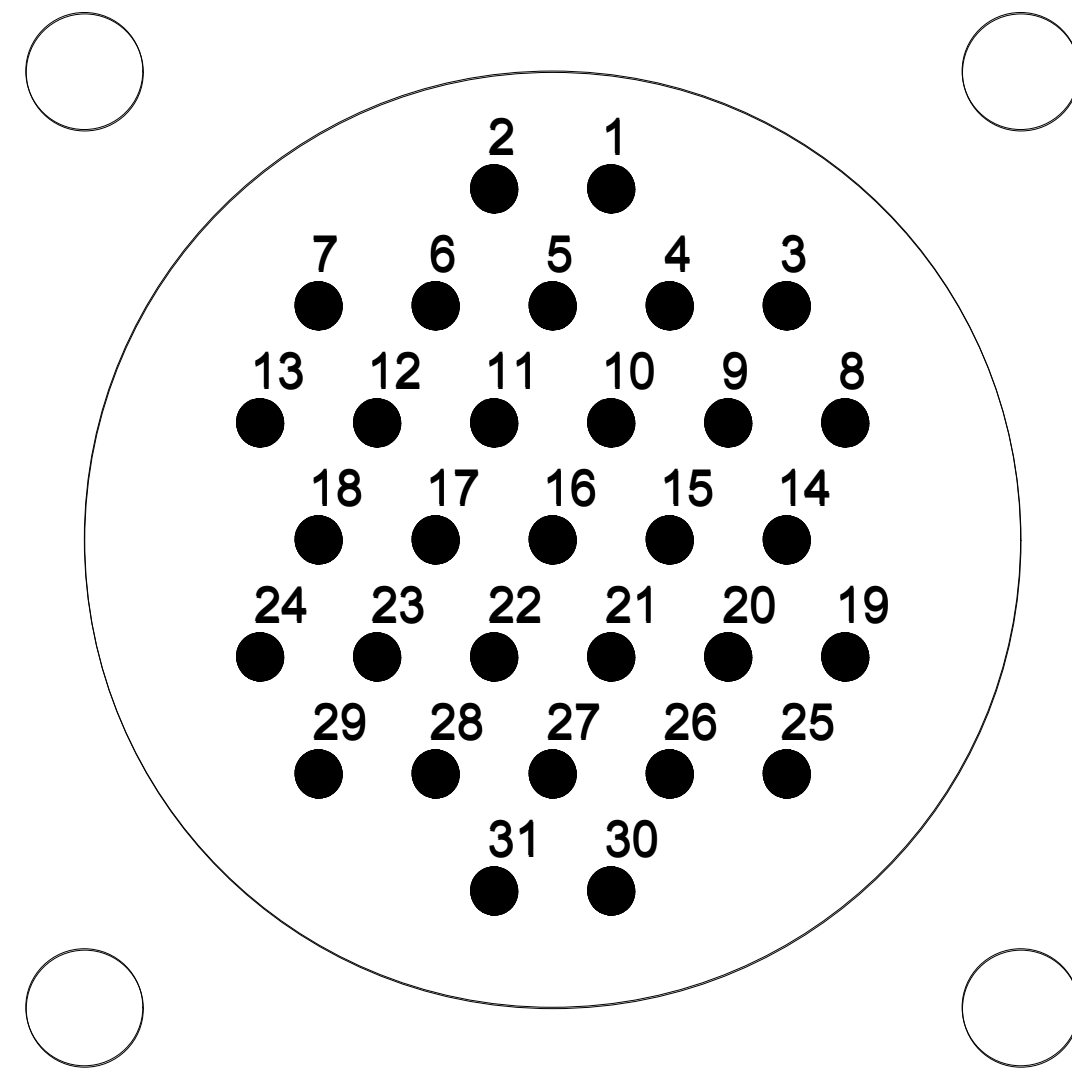
ATS RE
Common
N.O
N.C

www.genpowerusa.com		THIRD-ANGLE PROJECTION
DESCRIPTION: GP4045 SERIES		
GP4045 ELECTRONIC ENGINE		REVISION
MODEL: GP4045-ELECTRONIC		
GP4045-E-02		
DRW. RV	SCALE: 1:1	SHEET 1 OF 2
REV: 02		
UNITS: INCH		
DATE: 09/28/2017		



31 PIN CONTROL PANEL


Ga	Color	Description	31 Plug #	Wire #
AWG14	Yellow/Green	Ground	1	PE
AWG18	Orange	Oil P.Sender	2	19
AWG18	Purple	Oil P. Sender Ground	3	01
AWG18	Orange	Coolant T. Sender	4	18
AWG18	Purple	Coolant T. Sender Ground	5	02
			6	
AWG18	Purple	Fuel Level	7	03
AWG18	Purple	Coolant level Switch	8	16
AWG18	Purple	Charge D+	9	59
AWG14	Brown	Power Supply 12v +	10	+
AWG14	Black	Power Supply -	11	-
AWG14	White	Start Signal	12	60
AWG14	White	Fuel Signal	13	61
AWG14	White	ECU Power Supply	14	30
			15	
			16	
			17	
			18	
RV2.5	Yellow/Green	CTS GROUND	19	40
AWG14	Yellow	CT1 L1 - U	20	41
AWG14	Green	CT2 L2 - V	21	42
AWG14	Red	CT3 L3 - W	22	43
AWG18	Blue	Neutral - N	23	N
AWG18	Yellow	Voltage L1 - U	24	U
AWG18	Green	Voltage L2 - V	25	V
AWG18	Red	Voltage L3 - W	26	W
AWG14	White		27	
			28	
			29	
RVVP 0.75	Red	CAN1 High - H	30	93
RVVP 0.75	Blue	CAN1Low - L	31	94



CABINET WIRING

AWG	COLOR	DESCRIPTION	#	WIRE#	AWG	COLOR	DESCRIPTION	#	WIRE#
AWG18	Brown	Key Power	1	20A	AWG18	Yellow	Gen Volt L1-U	18	27
AWG18	Brown	E. Stop Power	2	20B	AWG18	Green	Gen Volt L2-V	19	28
AWG18	Brown	Controller Power	3	20	AWG18	Red	Gen Volt L3-W	20	29
AWG18	White	Start Relay.	4	21				21	
AWG18	White	Fuel Relay.	5	22				22	
			6					23	
			7					24	
			8					25	
AWG18	White	Alarm	9	26				26	
			10					27	
			11					28	
AWG18	gray	Charger Power	12	67				29	
AWG18	gray	Charger Power	13	68				30	
AWG14	Brown	Charger D.C Out	14	69				31	
AWG14	Brown	Charger D.C Out	15	70				32	
AWG14	Brown	Emergency power Supply	16	30				33	
AWG14	Brown	Emergency Power Supply	17	63				34	

- Notes:
- * E. Stop Off N.C. 12V
 - * Charger Supply 208-277V
L1-L2 (208-277V) or L1 - N (208-277)
 - * Remote Start: N.O. dry contact (GND-REMOTE)
Terminals 7 and 8



www.genpowerusa.com

THIRD-ANGLE PROJECTION

DESCRIPTION: GP4045 SERIES

REVISION

GP4045 ELECTRONIC ENGINE

MODEL: GP4045-ELECTRONIC

GP4045-E-02

DRW. RV
REV: 02
UNITS: INCH
DATE 09/28/2017

SCALE: 1:1

SHEET 2 OF 2