



# GP-J400-60T2

**JOHN DEERE 6135HFG84 Engine**  
**US EPA Tier 2**  
**LEROY SOMER TAL-046-J Alternator**  
**DEEPSEA DSE7320 Controller**

## 400 KW JOHN DEERE GENERATOR

400 KW 500 KVA JOHN DEERE Diesel Generator Set, Fully packaged:

- JOHN DEERE Heavy duty diesel engine, 4 stroke, 1800rpm, Electronic
- US EPA Tier 2 compliant engine for Stationary Standby application
- LEROY SOMER alternator. IP23 protection, Insulation class H
- Main line circuit breaker, maximum output rated for complete protection
- Digital auto-start/stop control panel. CE and UL compliant
- Incorporated metallic fuel tank for day use. Electronic fuel level sender
- Auto Start control feature included for interoperation with ATS/AMF
- 12V charging alternator and 12V DC electric starter motor
- 12V charged DC starting battery with electrolyte and cables
- Dry type air filter, fuel filter and oil filter elements installed
- Mechanically welded chassis with vibration isolators
- Each unit prototype and individually factory load bank tested
- The generator accepts 100% rated load in one step as per NFPA110 and meets ISO8528-5 class G-3 for transient response
- Compliant with ISO3046, ISO8528, BS4999, BS5514, BS5000PT99, AS1359, IEC34, UTE5100, VDE0530 and ISO9001:2000



### AVAILABLE ACCESSORIES AND OPTIONS:

- Steel or Aluminum weather proof, sound attenuated enclosures
- UL142 listed, double wall fuel tanks from 50 to 10,000 Gal
- UL1008 listed, automatic transfer switches from 50 to 3000 Amp
- D.O.T. compliant heavy duty road trailers from 3000 to 30000 Lbs
- Automatic battery chargers, Engine preheaters, Remote annunciators and many more

Voltage	Power ESP kWe/kVA	Power PRP kWe/kVA	Standby Amps	Prime Amps	Phase
480/277	407 / 509	372 / 465	612	559	3
460/265	407 / 509	372 / 465	639	584	3
440/254	407 / 509	372 / 465	668	610	3
240/120 DELTA	410 / 513	372 / 465	1233	1119	3
220/110 DELTA	382 / 478	360 / 450	1253	1181	3
220/127	410 / 513	372 / 465	1345	1220	3
208/120	407 / 509	372 / 465	1412	1291	3

### POWER DEFINITION


**PRP** : Prime Power is available for an unlimited number of annual operating hours in variable load applications, in accordance with ISO 8528-1.

**ESP** : The standby power rating is applicable for supplying emergency power in variable load applications in accordance with ISO 8528-1. Overload is not allowed.

### TERM OF USE

Standard reference conditions ESP/PRP 25 C°/25 C° Air Intlet Temp, 1000 m/1000 m m A.S.L. 60 % relative humidity.

### WEIGHT, DIMENSIONS AND FUEL TANK CAPACITY

	Dimensions Open Version	Dimensions Enclosed Version	Integral Tank
	mm (in)	mm (in)	757 Liters
	mm (in)	mm (in)	200 Gal
	mm (in)	mm (in)	
	Kg (lbs)	Kg (lbs)	



**GENERAL POWER LIMITED, INC**

9930 NW 21<sup>st</sup> Street / Miami, Florida 33172 / USA


(P) 305 471 9566 (P) 1 888 POWERS58

[www.genpowerusa.com](http://www.genpowerusa.com) [www.dieselgeneratorsmiami.com](http://www.dieselgeneratorsmiami.com) [generators@genpowerusa.com](mailto:generators@genpowerusa.com)



## JOHN DEERE DIESEL ENGINE SPECIFICATIONS

<b>GENERAL DATA</b>	Engine model	JOHN DEERE 6135HFG84, TURBOCHARGED & AFTERCOOLED (air-to-air), U.S. EPA Tier 2
	Cylinders-arrangement	6-L
	Displacement	13.5L
	Bore (mm) X Stroke (mm)	132 X 165
	Compression ratio	16.0:1
	Speed (RPM)	1800
	Maximum stand-by power at rated RPM (kW)	460KW (617HP)
	Governor	ELECTRONIC
<b>FUEL SYSTEM</b>	Fuel consumption 100% Prime load	113.0 L/hr [29.8 Gal/hr]
	Fuel consumption 75% Prime load	92.6 L/hr [24.5 Gal/hr]
	Fuel consumption 50% Prime load	64.9 L/hr [17.1 Gal/hr]
<b>FUEL RUNTIME AUTONOMY</b>	Integral Tank (200 Gal)	8 Hours @ 75% Prime Load 7 Hours @ 100% Prime Load
	External Tank (500 Gal)	20 Hours @ 75% Prime Load 17 Hours @ 100% Prime Load
	External Tank (750 Gal)	31 Hours @ 75% Prime Load 25 Hours @ 100% Prime Load
	External Tank (1000 Gal)	41 Hours @ 75% Prime Load 34 Hours @ 100% Prime Load
<b>U.S. EPA COMPLIANCE</b>	EPA Tier	U.S. EPA Tier 2
	Mobile Prime application	No, does not comply, Tier 3 Flex / Tier 4 Final only
	Stationary Standby application	Yes, compliant for Stationary Standby applications
	Stationary Prime application	No, does not comply, Tier 4 Final only
Additional Information and purchasing guide		<a href="#">Click here</a>





## LEROY SOMER ALTERNATOR SPECIFICATIONS

<b>GENERAL DATA</b>	Alternator brand	LERROY SOMER
	Alternator	TAL-046-J
	Number of phase	3
	Power factor (Cos Phi)	0.8
	Altitude (m)	<1000
	Overspeed (rpm)	2250
	Number of pole	4
	Excitation system	Self Excited (P.M.G. Optional)
	Insulation class / Temperature class	H / H
	Automatic Voltage Regulator	LERROY SOMER R250 AVR
	Coupling	Direct / Single Bearing
	Voltage regulation 0 to 100%	+/-1.0%





## GENERATOR CONTROL PANELS

### Standard

### DEEPSEA DSE 7320: Digital + Auto start/stop



The Deepsea DSE 7320 control features both Manual and Automatic start/stop control of the generator and full CANBUS connectivity for control and protection. The 132x64 LCD display, Emergency stop button and five key menu are highly ergonomic and intuitive.

- Fully configurable via a free downloadable PC software
- 250 events log including date and time make fault finding effortless
- Remote monitoring and control via Ethernet/RS485 and SMS messaging via GSM/SIM card options available
- Coolant temperature and Oil pressure alarm/shutdown
- Oil pressure and low pressure alarm/shutdown
- Oil temp, hours, battery charge, Frequency, Kw, KVA and PF display
- Voltage under/over protection, Amp over current protection, and More!

### Option

### DEEPSEA DSE 8610: Digital + Auto start/stop + Paralleling



The Deepsea DSE 8610 control features all the excellent capabilities of the DSE 7320 combined with easy to use multi-generator load sharing:

- Up to 32 generators paralleling
- Peak lopping
- Sequential starting of generator sets
- Manual voltage/frequency adjustments
- Automatic hours run balancing
- Generator load demand
- Dead bus sensing and Bus failure detection
- Voltage frequency matching
- And many more highly programmable paralleling features

## GENERATOR ACCESSORIES AND OPTIONS

### Option

### Automatic Transfer Switches, UL1008 listed: 100 to 4000A



With a Series 300 transfer switch, you get a product backed by ASCO Power Technologies, the industry leader

- True double-throw operation: single solenoid design is inherently interlocked & prevents contacts from stopping between sources
- Easy-to-read flush-mounted control and display panel provides LED indicators for switch position and source availability
- Standard engine exerciser for weekly automatic testing with or without load
- UL 1008 listed for Transfer Equipment and CSA C22.2 listed
- NFPA 110 for Emergency & Standby Power & the National Electrical (NEC) Articles 700, 701 and 702

### Option

### Fuel Tanks, UL142 listed: 50 to 5000 GAL



- UL listed. Secondary containment tank meeting UL 142 tank requirements
- NFPA compliant. Designed to comply with the installation standards of NFPA 30 and NFPA 37
- Emergency pressure relief vents. Meets UL requirements; ensures adequate venting of inner and outer tank under extreme pressure and/or emergency conditions
- Electrical stub-up area with removable end channel
- Normal vent • Inner tank emergency vent sized to UL 142 specs
- Direct reading mechanical fuel gauge • Fuel in basin switch
- Satin black paint finish






Diesel Generators 10 - 3200 Kw | Alternators 5 - 3500 Kva | Transfer Switches | Fuel Tanks | Trailers | Engine Parts | Alternator Parts  
SDMO | KOHLER | BROADCROWN | HIPOWER | JOHN DEERE | CUMMINS | PERKINS | MITSUBISHI | VOLVO | STAMFORD | LEROY SOMER

# GP-6135

## Weatherproof / Super Silent Enclosure

### STANDARD FEATURES

- 12 gauge electro-zinc powder coated steel for maximum corrosion resistance (Phosphatizing degreasing, Non-chromic passivation, Osmosis purified rinsing and High durability polyester resin thermosetting powder paint)
- 29dB(A) Internal-mounted critical silencer and flexible exhaust connector offering maximum component life and operator safety
- Fade-, scratch-, and corrosion-resistant. Automotive-grade textured finish resulting in advanced corrosion and abrasion protection as well as enhanced edge coverage and color retention
- Up to 51mm (2in) Acoustic insulation with hydrocarbon sealing film that meets FMVSS 302 flammability classification and repels moisture absorption
- Interchangeable modular panel construction. Allows complete serviceability or replacement without compromising enclosure design
- Service access. Multi-personnel doors for easy access to generator set controller, breaker and service points
- Externally mounted emergency stop button, Single point lifting hook and Tamper proof "securit" viewing control window
- Cooling air discharge. Weather protective design featuring a vertical air discharge outlet grille. Redirects cooling air up and above enclosure to reduce ambient noise
- Cooling/combustion air intake with a horizontal air inlet. Sized for maximum cooling airflow
- Heavy duty Polyamide plastic hinges, Dichromate galvanized bolting and Stainless steel rivets for lifetime longevity
- Meets and exceeds NFX41002 Salt spray test, NFT30049 UV Performance test, NFT30038 Paint adhesion test and 2000/14EC Low sound directives



**GENERAL POWER LIMITED, INC**

9930 NW 21<sup>st</sup> Street / Miami, Florida 33172 / USA

(P) 305 471 9566 (P) 1 888 POWER58

[www.genpowerusa.com](http://www.genpowerusa.com) [www.dieselgeneratorsmiami.com](http://www.dieselgeneratorsmiami.com) [generators@genpowerusa.com](mailto:generators@genpowerusa.com)