OUTLINE FOR ASCO® 300 SERIES 1000-2000 AMPERE "G" FRAME (G3ATS,G3NTS,G3ADTS,G3NDTS) FRONT CONNECTED TRANSFER SWITCHES TYPE 3R/3RX SECURE ENCLOSURE

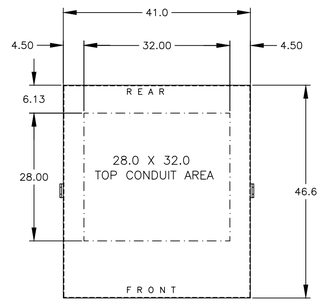

TOP VIEW

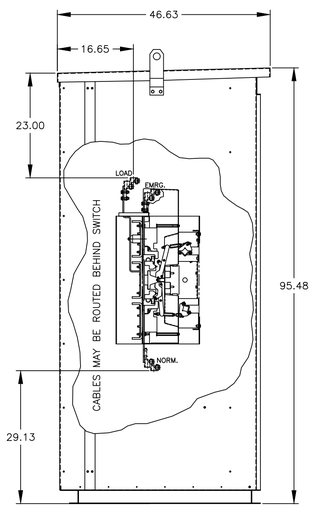

LEFT SIDE VIEW

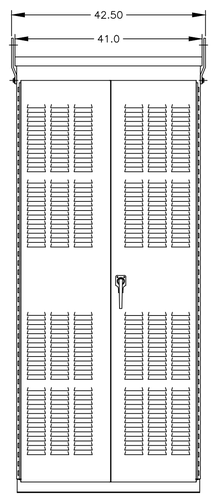

FRONT VIEW

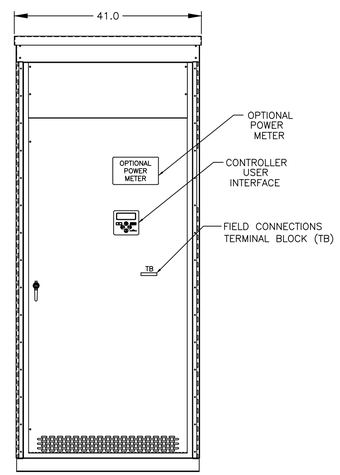

FRONT VIEW WITHOUT EXTERIOR DOORS

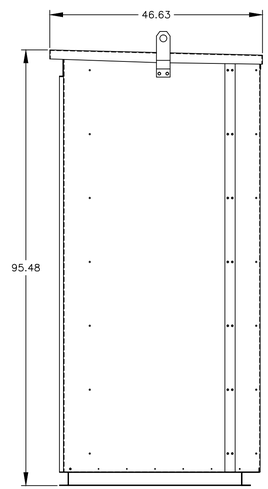

RIGHT SIDE VIEW

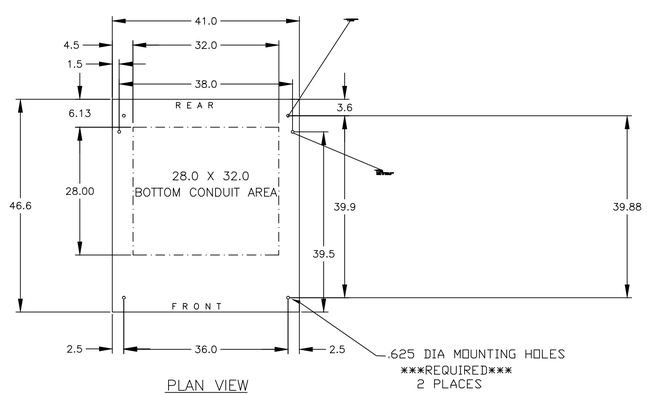

PLAN VIEW

GENERAL NOTES

1. TYPE 3R ENCLOSURE. FREE STANDING. FLOOR MOUNTED. CODE GAUGE FORMED FRAME CONSTRUCTION.
2. N.E.C. STD. GAUGE INTERIOR PAN TYPE DOORS AND REMOVABLE COVERS.
   EXTERIOR DOORS ARE SUPPLIED WITH PADLOCKABLE HANDLES & 3-PT LATCH.
3. CONSTRUCTION IS IN ACCORDANCE WITH APPLICABLE REQUIREMENTS OF UL 1008.
4. FINISH: TYPE 3R: ANSI 61 GRAY POLYESTER SEMI GLOSS ELECTROSTATIC POWDER.
   TYPE 3RX: EXTERIOR CONSTRUCTED OF CODE GAUGE TYPE 304 STAINLESS STEEL.
5. RECOMMENDED CLEARANCES:
   FRONT: 45 INCHES; REAR: NONE
6. ALL BUS IS SILVER-PLATED COPPER, BASED ON 1000A PER SQ. IN. DENSITY.
7. A FULL RATED NEUTRAL CONNECTION FOR EACH SOURCE AND THE LOAD IS OPTIONAL. WHEN PROVIDED IT IS IN ONE OF THE FOLLOWING FORMATS AS SPECIFIED BY THE CATALOG NO. NEUTRAL TYPE;
   A. SOLID (COPPER BUS) NEUTRAL (STANDARD).
   B. SWITCHED NEUTRAL POLE (OPTIONAL).
8. DESIGNED FOR FRONT ACCESS ONLY.
9. FOR SPECIFIED TRANSFER SWITCH, REFER TO OPERATOR'S MANUAL PROVIDED WITH UNIT.
10. EXTERIOR VENTS ARE SUPPLIED WITH POLYESTER DUST FILTERS.
11. LIFTING PLATES: SECTIONS ARE SUPPLIED WITH LIFTING PLATES.
    INSPECT PLATES FOR DAMAGE AND TORQUE BOLTS TO 45 FT LBS BEFORE USE.
    REFER TO ANSI/NEMA PB 2.1 FOR PROPER HANDLING OF EQUIPMENT.
    AFTER INSTALLATION OF SECTION, REMOVE LIFTING PLATES.
    REINSTALL BOLTS INTO EXTERIOR HOLES AND TORQUE TO APROX. 20 FT LBS.

CABLING NOTES

1. ALL SIZES SUPPLIED STANDARD WITH MECHANICAL (SCREW TYPE) LUGS. (SEE AMP SIZE BELOW)
   A. LUG MATERIAL: ALUMINUM ALLOY 6061-T6 WITH ELECTRO TIN PLATED FINISH.
   B. SCREW MATERIAL: ALUMINUM ALLOY 6262-T9 WITH ELECTRO TIN PLATED FINISH.
   C. UL LISTED, CSA CERTIFIED.
   D. LUG SCREW TIGHTENING TORQUE PER UL 486B: 19 FT-LBS.
   E. SUITABLE WIRE BENDING SPACE IS PROVIDED. (SEE AMP SIZE BELOW)
2. GROUND LUGS ARE PROVIDED STANDARD AS FOLLOWS. (SEE AMP SIZE BELOW)
3. CUSTOMER TERMINAL BLOCKS:
   FOR 300 SERIES UNITS TB WILL BE MOUNTED ON THE TRANSFER SWITCH FRAME AS INDICATED.

NOTES 1000-1200 AMPS

1. SUPPLIED WITH STANDARD MECHANICAL (SCREW TYPE) LUGS ON THE NORMAL, EMERGENCY & LOAD BUS STABS. ONE (1) LUG PER PHASE AND NEUTRAL EACH SUITABLE FOR CONNECTION OF FOUR (4) 1/0 -750MCM CU/AL CABLE.
   A. SUITABLE WIRE BENDING SPACE IS PROVIDED FOR UP TO FOUR (4) 600MCM CABLES PER TERMINAL PER NEC.
2. GROUND LUGS ARE PROVIDED STANDARD AS FOLLOWS;
   (12) 1/0 - 750MCM CU/AL CABLE

NOTES 1600-2000 AMPS

1. SUPPLIED WITH STANDARD MECHANICAL (SCREW TYPE) LUGS ON THE NORMAL, EMERGENCY & LOAD BUS STABS. ONE (1) LUG PER PHASE AND NEUTRAL EACH SUITABLE FOR CONNECTION OF SIX (6) 1/0 -750MCM CU/AL CABLE.
   A. SUITABLE WIRE BENDING SPACE IS PROVIDED FOR UP TO SIX (6) 750MCM CABLES PER TERMINAL PER NEC.
2. GROUND LUGS ARE PROVIDED STANDARD AS FOLLOWS;
   (18) 1/0 - 750MCM CU/AL CABLE

REV. TO SHEET	ECN NO.	BY	APP.	DATE
—	246007	TR	WK	12/27/13
	ISSUE			

PROJECT NAME:

OUTLINE | MOUNTING

G3ATS 1000-2000 AMPS FRONT CONNECTED, LIFTING EYES
TYPE 3R/3RX SECURE 96 X 41 X 47

THIRD ANGLE PROJECTION

	BY	DATE
DRAWN BY	TR	12/27/13
CHECKED	BK	12/27/13
PROJECT APPROVAL	BK	12/27/13
FINAL APPROVAL		

MANUFACTURING TOLERANCES TO BE IN ACCORDANCE WITH ASCO PROCEDURE MP-I-003. FOR PLASTIC PARTS SEE MP-I-055

ASSEM. REF. NO.

PROPERTY OF ASCO POWER TECHNOLOGIES. USE PERMITTED FOR OUR WORK ONLY. ALL RIGHTS OF DESIGN OR INVENTION ARE RESERVED.

ASCO® ASCO POWER TECHNOLOGIES, L.P.
FLORHAM PARK, NEW JERSEY 07932 U.S.A.

COMPUTER GENERATED DRAWING

SCALE 1/16" = 1" | SIZE DS

DWG. NO. 1001395-002

DRAWING REV. — | ECN NO. 246007 | SHEET 1 OF 1

CALL US TODAY
1-888-POWER-58

REQUEST A QUOTE
parts@genpowerusa.com

SHOP ONLINE
www.genpowerusa.com