

CONTENEUR STANDARD / STANDARD CONTAINER

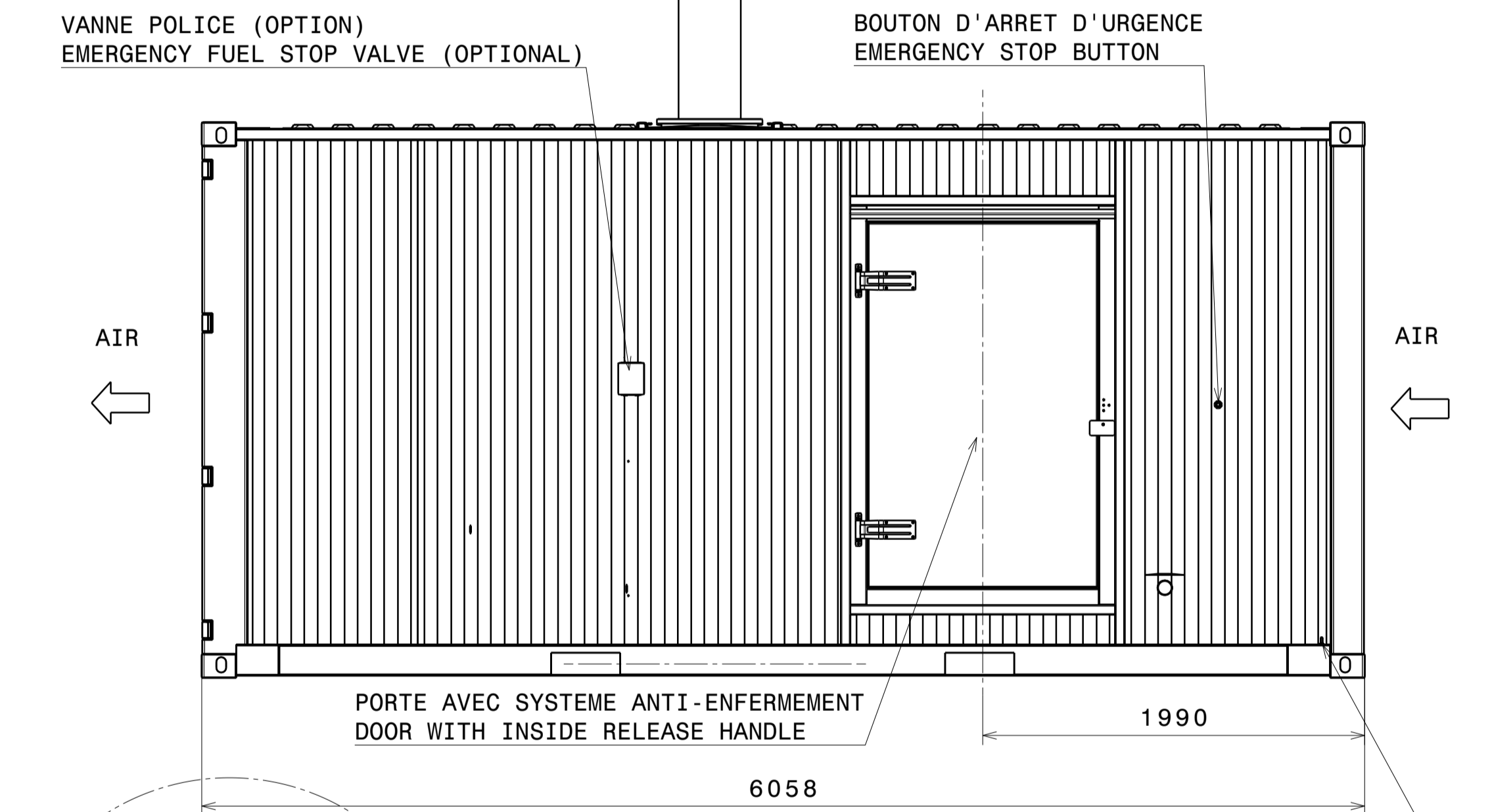
Moteur Engine	Alternateur Generator	Masse(kg) Weight(lbs)		Centre de gravité - OdM Center of gravity - Wet	
		A vide/Dry	OdM/Wet	Gx(mm/inch)	Gz(mm/inch)
MTU 12V2000G25	LSA 491S4	9750/21490	10430/22990	3079/121.2	1057/41.6
MTU 12V2000G25	LSA 491M6	9950/21940	10630/23440	3106/122.3	1102/43.4
*E MTU 12V2000G45/65R	LSA 491M5	9765/21528	10465/23071	3072/121	1101/43.4
MTU 12V2000G45/65R	LSA 491M6	9900/21840	10600/23370	3084/121.4	1099/43.3
*E MTU 12V2000G45/65/85	LSA 491L9/L9A	10110/22290	10810/23820	3097/121.9	1098/43.2
MTU 16V2000G25	LSA 491L10	10940/24120	11680/25750	3155/124.2	1090/42.9
MTU 16V2000G25/65	LSA 491L11	11050/24360	11790/25990	3163/124.5	1089/42.9
MTU 16V2000G65	LSA 502M6	11570/25500	12310/27130	3205/126.2	1082/42.6
MTU 16V2000G45	LSA 491L10	10970/24180	11720/25830	3145/123.8	1088/42.8
MTU 16V2000G45/85	LSA 491L11	11100/24470	11850/26120	3155/124.7	1086/42.8
*E MTU 16V2000G85	LSA 502M5	11420/25177	12160/26808	3176/125	1076/42.4
MTU 16V2000G85	LSA 502M6	11620/25610	12360/27260	3198/125.9	1079/42.5
MTU 18V2000G65/85	LSA 502M6	12300/27110	13090/28870	3073/121	1076/42.4
MTU 18V2000G65/85	LSA 502L7	12570/27720	13370/29480	3108/122.4	1073/42.2
MI S12H PTA	LSA 491L11	12400/27320	13260/29220	3126/123.1	1048/41.3
MI S12H PTA	LSA 502M6	12910/28440	13770/30350	3165/124.6	1044/41.1
MI S12R PTA	LSA 502L7	14560/32080	15480/34120	3140/123.6	1082/42.6
MI S12R PTA	LSA 502L8	14780/32570	15710/34620	3162/124.5	1080/42.6
MI S12R PTA2	LSA 502L8	14860/32760	15790/34800	3160/124.4	1080/42.6
MI S12R PTA2	LSA 502VL10	15150/33390	16080/35430	3194/125.8	1078/42.5
MI S12R PTAW	LSA 502L7	16690/36770	17790/39190	2970/117	1096/43.2
MI S12R PTAW	LSA 502L8	16910/37270	18010/39690	2993/117.9	1094/43.1

CONTENEUR OPTIONS RESERVOIR 1500L / OPTIONALS 1500L FUEL TANK CONTAINER

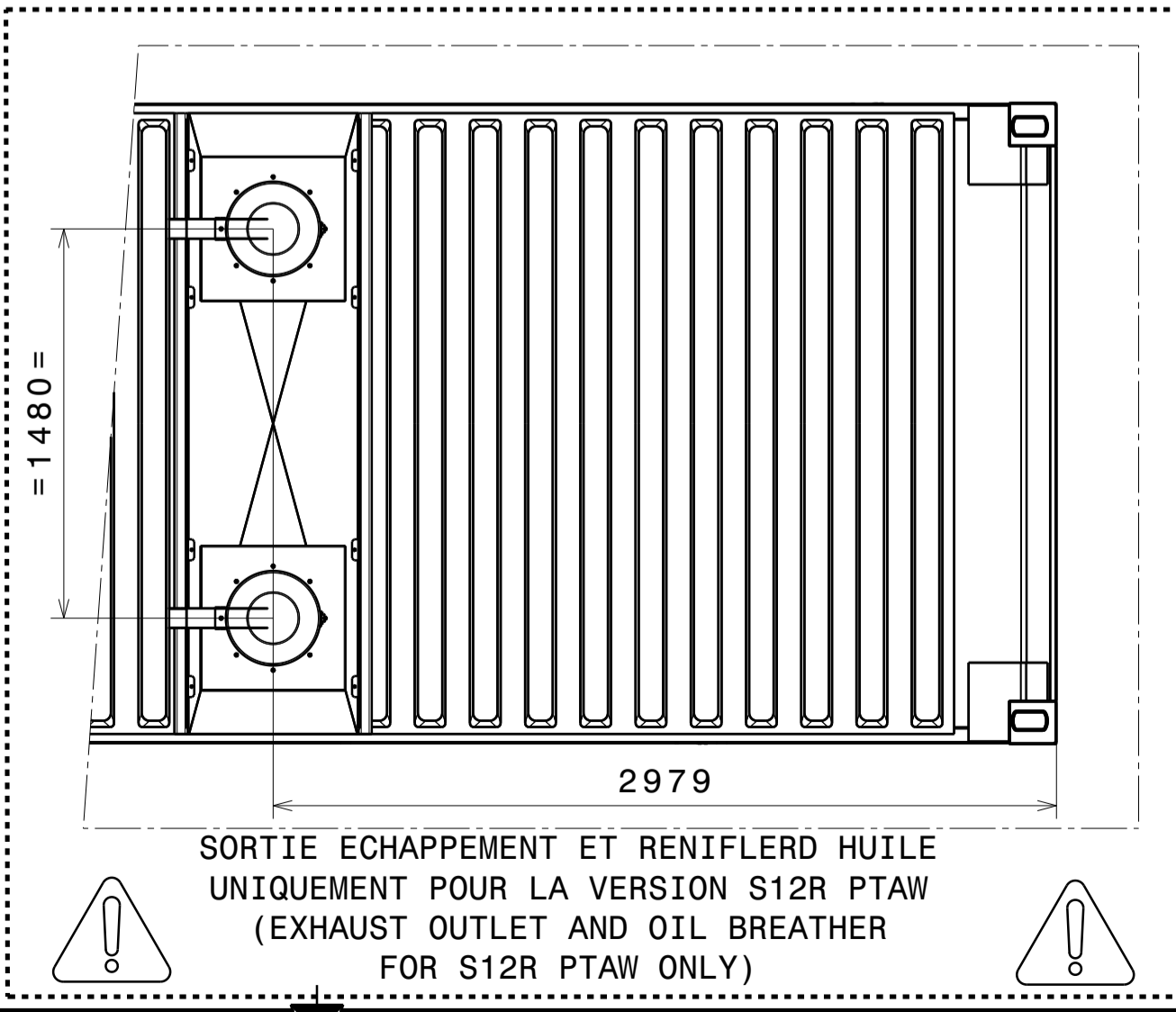
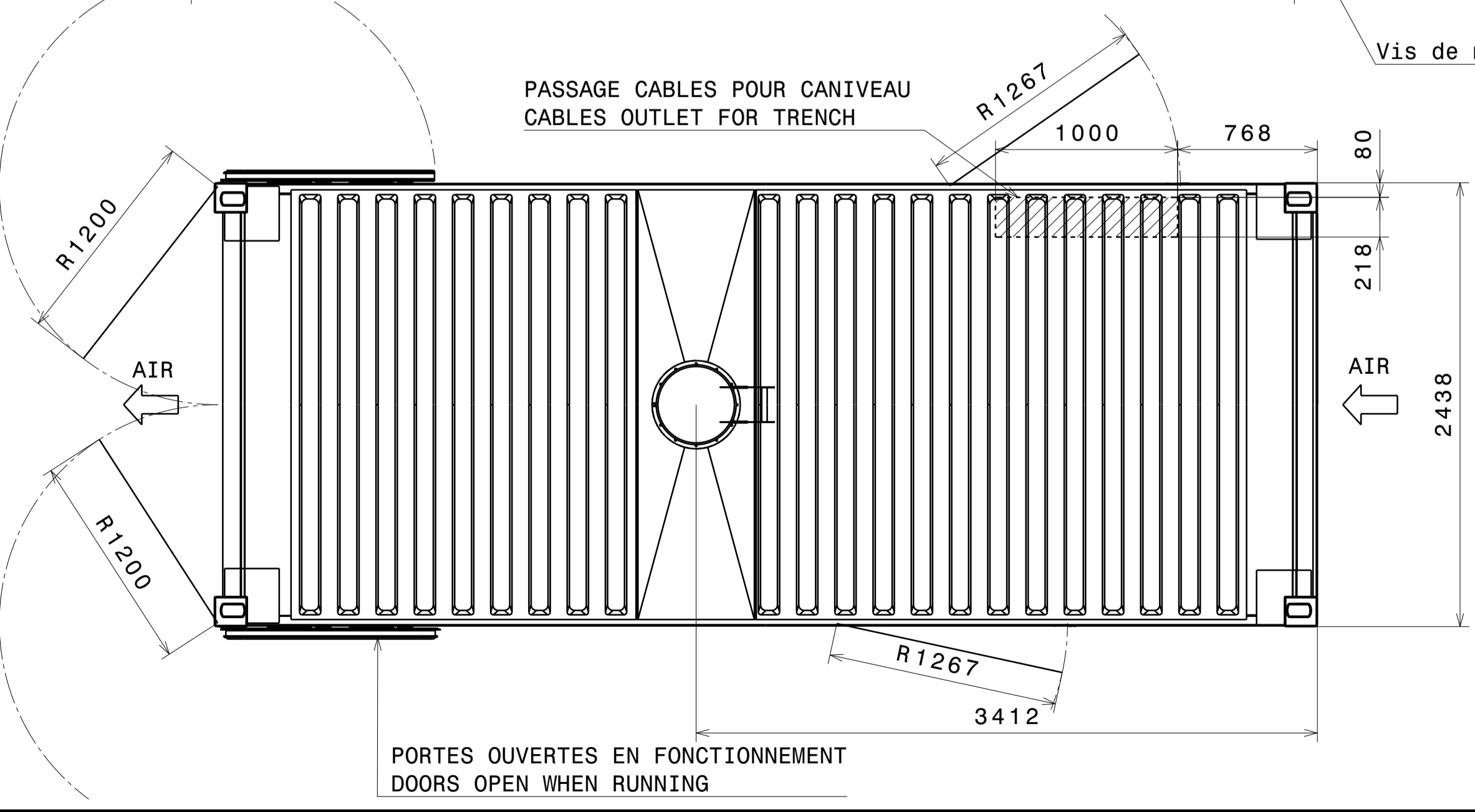
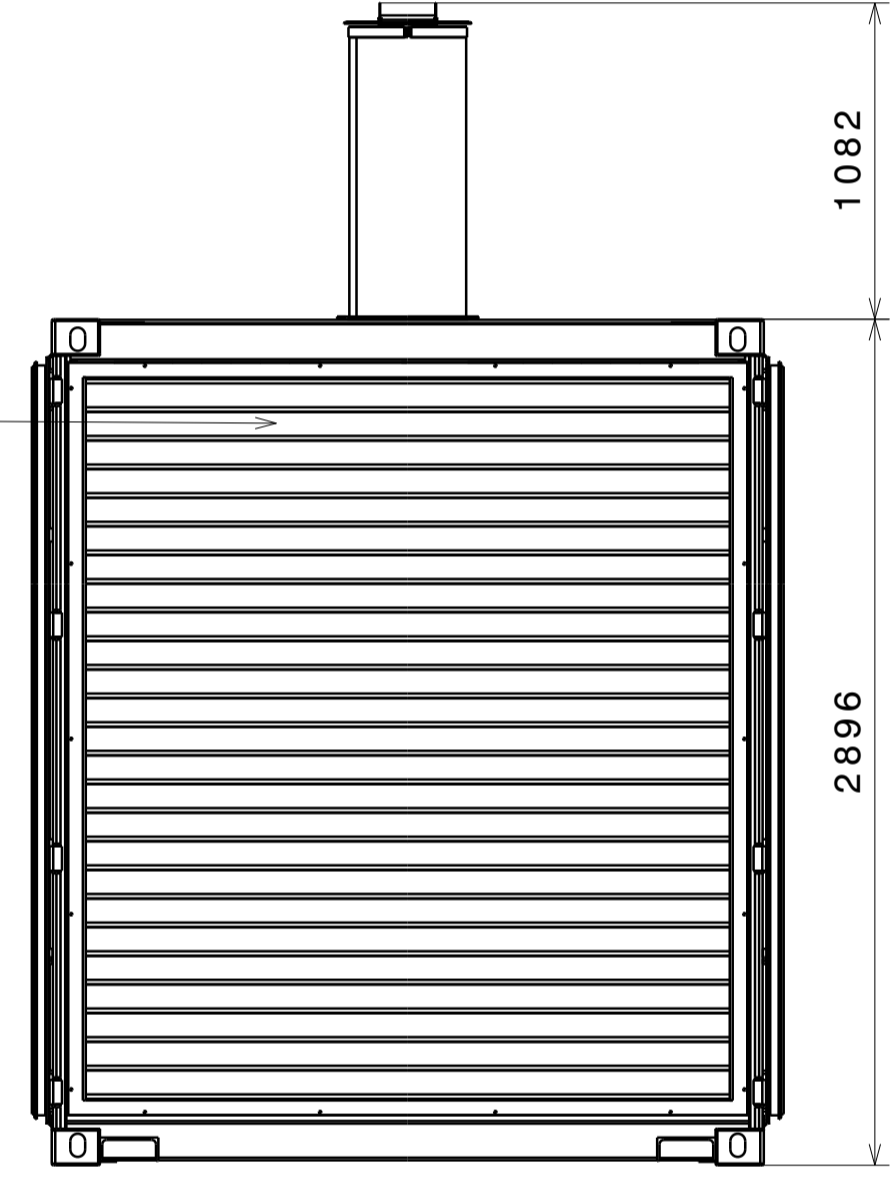
Moteur Engine	Alternateur Generator	Masse(kg) Weight(lbs)		Centre de gravité - OdM Center of gravity - Wet	
		A vide/Dry	OdM/Wet	Gx(mm/inch)	Gz(mm/inch)
MTU 12V2000G25	LSA 491S4	11100/24480	13010/28690	2957/116.4	970/38.2
MTU 12V2000G25	LSA 491M6	11750/25900	13660/30120	2954/116.3	1001/39.4
*E MTU 12V2000G45/65R	LSA 491M5	11675/25739	13595/29972	2937/115.6	999/39.3
MTU 12V2000G45/65R	LSA 491M6	11810/26030	13730/30280	2946/116	1002/39.4
*E MTU 12V2000G45/65/85	LSA 491L9/L9A	12010/26480	13940/30730	2975/117.1	1005/39.6
MTU 16V2000G25	LSA 491L10	12390/27180	14300/31520	2983/117.5	1024/40.3
MTU 16V2000G25/65	LSA 491L11	12440/27420	14410/31760	2991/117.8	1025/40.4
MTU 16V2000G65	LSA 502M6	13400/29530	15360/33870	3007/118.4	1021/40.2
MTU 16V2000G45	LSA 491L10	12360/27240	14340/31600	2976/117.2	1023/40.3
MTU 16V2000G45/85	LSA491L11	12490/27530	14460/31890	2985/117.5	1024/40.3
*E MTU 16V2000G85	LSA 502M5	12800/28219	14780/32584	3018/118.8	1021/40.2
MTU 16V2000G85	LSA 502M6	13000/28670	14980/33030	3027/119.2	1030/40.5
MTU 18V2000G65/85	LSA 502M6	13680/30170	15710/34640	2930/115.4	1040/41
MTU 18V2000G65/85	LSA 502L7	13960/30780	15990/35250	2962/116.6	1043/41
MI S12H PTA	LSA 491L11	13520/29800	15620/34420	2931/115.4	926/36.5
MI S12H PTA	LSA 502M6	14040/30930	16130/35540	2993/117.9	926/36.5
MI S12R PTA	LSA 502L7	15100/33280	17260/38040	3055/120.3	971/38.3
MI S12R PTA	LSA 502L8	15330/33780	17490/38530	3076/121.1	971/38.2
MI S12R PTA2	LSA 502L8	15410/33960	17570/38710	3075/121.1	971/38.3
MI S12R PTA2	LSA 502VL10	15700/34590	17860/39350	3107/122.3	971/38.2
MI S12R PTAW	LSA 502L7	18460/40670	20790/45810	2929/115.3	1117/44
MI S12R PTAW	LSA 502L8	18680/41170	21010/46300	2949/116.1	1117/44

Tolérance sur masse (weight tolerance): ±5%

- 1 : RETOUR REMPLISSAGE AUTOMATIQUE VERS CUVE PRINCIPALE = 1 1/4" BSP TARAUDE
AUTOMATIC FUEL RETURN TO BULK TANK = BSP 1 1/4" TAPPED
- 2 : ARRIVEE REMPLISSAGE AUTOMATIQUE DE LA CUVE PRINCIPALE = 3/4" BSP TARAUDE
AUTOMATIC FUEL FILLING FROM BULK TANK = BSP 3/4" TAPPED
- 3 : SORTIE RENIFLARD HUILE = 3/4" BSP TARAUDE
OIL BREATHER OUTLET = BSP 3/4" TAPPED



SORTIE D'AIR: GRILLAGE ANTI-VOLATILES ET GRILLE PARE-PLUIE (OPTION) AIR OUTLET: BIRD MESH AND WEATHER LOUVRES (OPTIONAL)



E	Intégration alternateurs 208V (A491M5/L9 - A502M5)	31/05/12	ARCH G		
D	Ajout detail reniflard (detail oil breather for) S12R PTAW	09/09/11	OLLIVIER		
C	Ajout du moteur S12H (S12H engine added)	07/02/11	OLLIVIER		
B	Ajout des moteurs 60Hz (60Hz engines added)	02/11/09	OLLIVIER JP		
A	Création du document (First issue)	13/08/08	NICOT M		
Rev	Désignation de la modification (Description of change)	Date	Visa	Date	Visa
		Dessiné par (Drawn by)		Vérificateur (Checked by)	
Matière (Material)	-	Format (Size)	A1		
Revêtement (Coating)	-	Echelle (Scale)	1/25		
Tolérance (Tolerance)	ISO 2768-mK	Folio (Sheet)	1/1		
Désignation (Title)	CONTENEUR ISO20HC (ISO20HC CONTAINER)	Masse (Weight)	Kg		
	3-00-01-4185-01	Rev.: E			

Ce plan vous est remis à titre indicatif et peut être modifié sans préavis
This drawing is for informational purposes only and maybe changed without notice