

WIRING FOR ASCO® 185 SERIES MANUALLY OPERATED TRANSFER SWITCHES RATED 100, 200, & 230 AMPERES, 240 VOLTS, 50-60 HZ, SINGLE PHASE

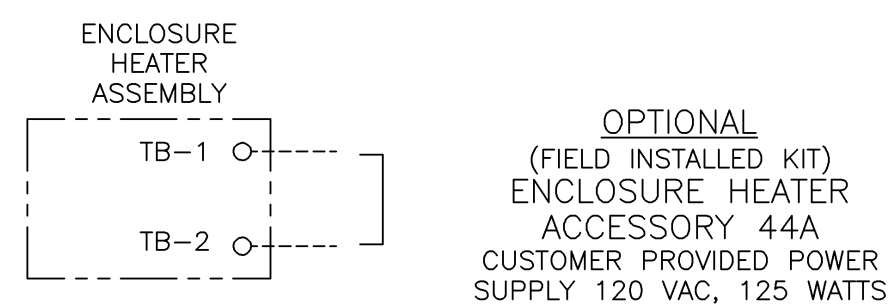
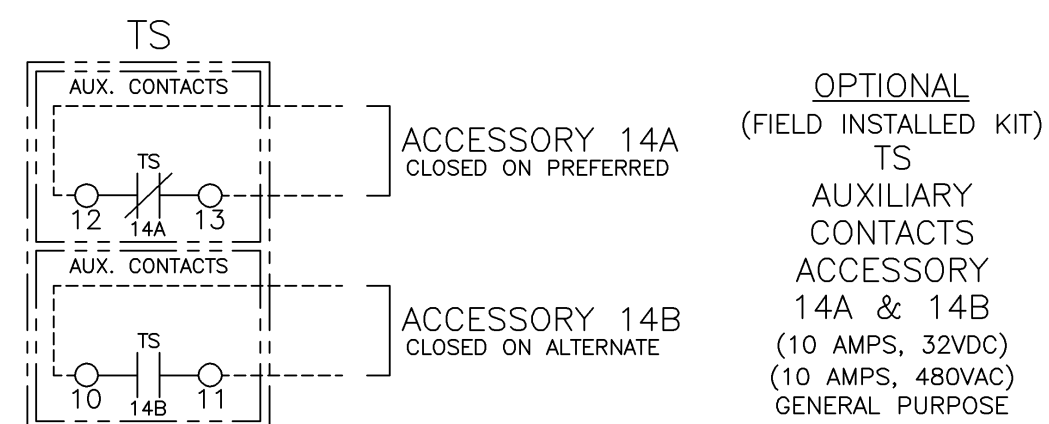
GENERAL NOTES

1. SWITCH SHOWN CLOSED ON PREFERRED SOURCE. DEVICE SYMBOLS AND DESIGNATIONS ARE IN ACCORDANCE WITH NEMA PUB. ICS 1-1983, PART 1-101A.
2. ALL WIRING IS #16 AWG, TINNED, STRANDED COPPER UNLESS OTHERWISE INDICATED.
3. ○ INDICATES CUSTOMER CONNECTION POINTS.
4. ● INDICATES FACTORY CONNECTION POINTS.
5. CONNECTION POINTS THAT HAVE BOTH CUSTOMER CONNECTIONS AND FACTORY CONNECTIONS ARE SHOWN OPEN AS CUSTOMER CONNECTION POINTS.
6. A SERIES 185 OPERATOR'S MANUAL (PN 381333-344) IS PROVIDED WITH THE TRANSFER SWITCH. REFER TO THIS PUBLICATION PRIOR TO INSTALLATION AND OPERATION.

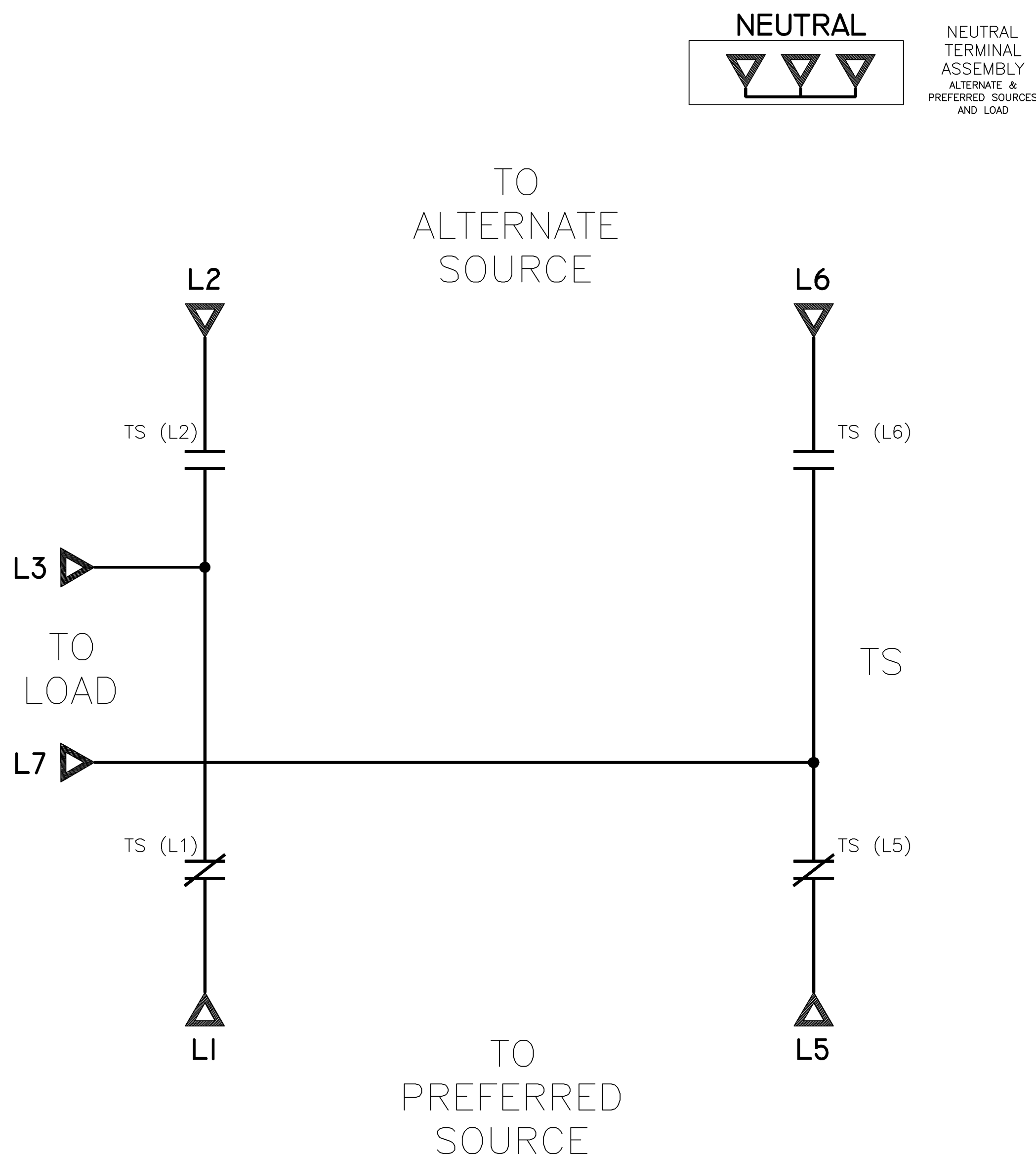
OPTIONAL ACCESSORIES

- ACC. 14A (1) AUXILIARY CONTACT CLOSED WHEN THE TRANSFER SWITCH IS CONNECTED TO THE PREFERRED SOURCE. FIELD INSTALLED KIT WHEN PROVIDED.
- ACC. 14B (1) AUXILIARY CONTACT CLOSED WHEN THE TRANSFER SWITCH IS CONNECTED TO THE ALTERNATE SOURCE. FIELD INSTALLED KIT WHEN PROVIDED.
- ACC. 44A ENCLOSURE HEATER 120 VAC. FIELD INSTALLED KIT WHEN PROVIDED.

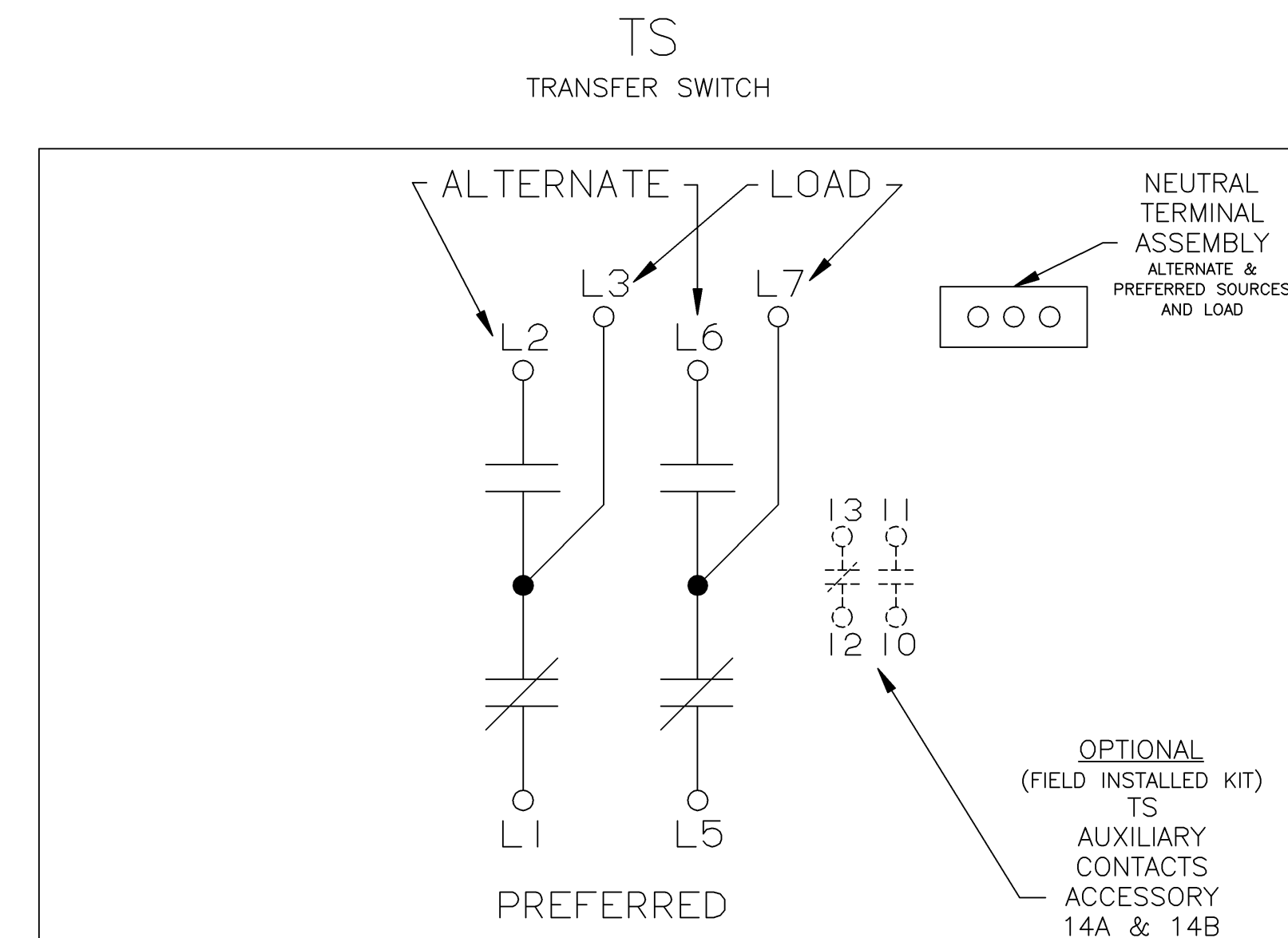
FIELD CONNECTIONS



TRANSFER SWITCH POWER POLES



PHYSICAL DIAGRAM



TS FRAME	BASE CATALOG NUMBER				CATALOG NUMBER SUFFIXES				EXPLANATION OF CATALOG NUMBER CODES						
	CATALOG TYPE	NEUTRAL TYPE	PHASE POLES	AMPS	VOLT CODE	CONTROLLER	OPTIONAL ACCESSORY	ENCLOSURE CODE	NEUTRAL TYPE		VOLTAGE CODES		ENCLOSURE CODES		
									CODE	DESCRIPTION	CODE	NOMINAL VOLTAGE	CODE	TYPE	DESCRIPTION
D	185	A	2	100 200 230	0	0	X	C M	A	NONE SOLID	0	240	C	1 3R	GENERAL PURPOSE, INDOOR OUTDOOR, RAINPROOF, SLEET & ICE RESISTANT SECURE TYPE: EXTERIOR DOOR WITH INTERNAL DEAD FRONT PANEL.

PROJECT NAME:		222590	JPB	JPB	04/15/09
WIRING DIAGRAM		ISSUE	BY	APP.	DATE
SERIES 185 ATS, SINGLE PHASE, 3 WIRE, MANUALLY OPERATED D FRAME TRANSFER SWITCH (100, 200, 230 AMPS)		REV. TO SHEET	ECN NO.		
DRAWN BY	DATE	MANUFACTURING TOLERANCES TO BE IN ACCORDANCE WITH ASCO PROCEDURE MP-1-003. FOR PLASTIC PARTS SEE MP-1-055.		ASSEM. REF. NO.	
CHECKED		PROPERTY OF ASCO POWER TECHNOLOGIES. USE PERMITTED FOR OUR WORK ONLY. ALL RIGHTS OF DESIGN OR INVENTION ARE RESERVED.		COMPUTER GENERATED DRAWING	
PROJECT APPROVAL		SCALE 1:1		SIZE DS	
FINAL APPROVAL	JPB 04/15/09	DWG. NO. 844554-002		SHEET 1 OF 1	
ASCO® ASCO POWER TECHNOLOGIES, L.P. FLORHAM PARK, NEW JERSEY 07832 U.S.A.		DRAWING NO. 222590			