

WIRING FOR ASCO® 185 SERIES MANUALLY OPERATED TRANSFER SWITCHES RATED 100, 200, & 230 AMPERES, 240 VOLTS, 50-60 HZ, SINGLE PHASE

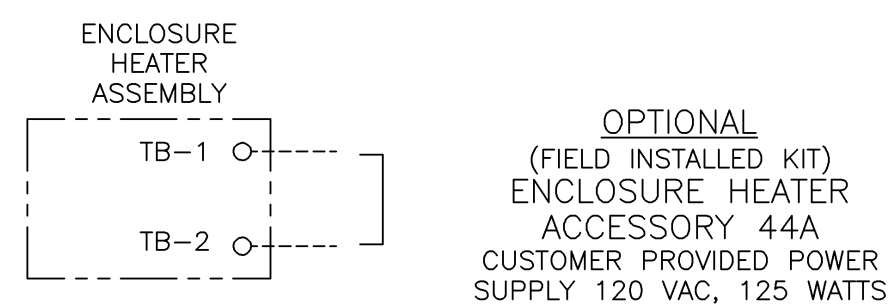
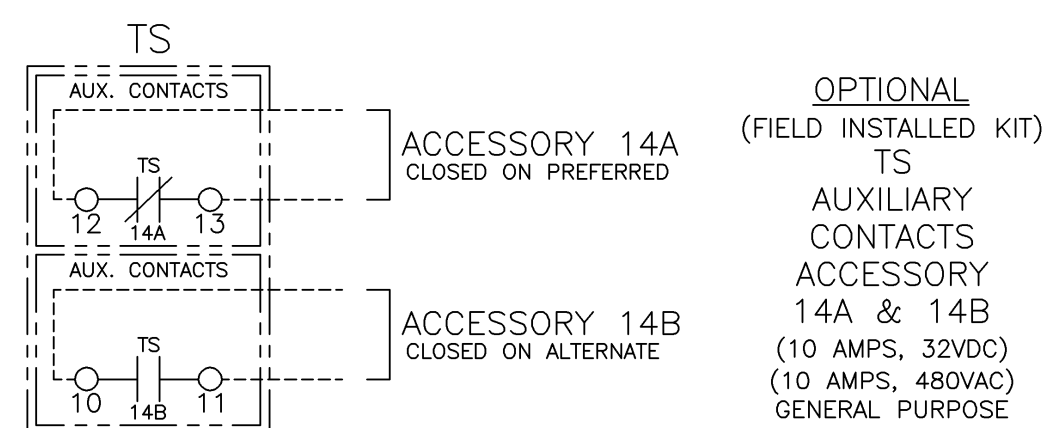
GENERAL NOTES

1. SWITCH SHOWN CLOSED ON PREFERRED SOURCE. DEVICE SYMBOLS AND DESIGNATIONS ARE IN ACCORDANCE WITH NEMA PUB. ICS 1-1983, PART 1-101A.
2. ALL WIRING IS #16 AWG, TINNED, STRANDED COPPER UNLESS OTHERWISE INDICATED.
3. ○ INDICATES CUSTOMER CONNECTION POINTS.
4. ● INDICATES FACTORY CONNECTION POINTS.
5. CONNECTION POINTS THAT HAVE BOTH CUSTOMER CONNECTIONS AND FACTORY CONNECTIONS ARE SHOWN OPEN AS CUSTOMER CONNECTION POINTS.
6. A SERIES 185 OPERATOR'S MANUAL (PN 381333-344) IS PROVIDED WITH THE TRANSFER SWITCH. REFER TO THIS PUBLICATION PRIOR TO INSTALLATION AND OPERATION.

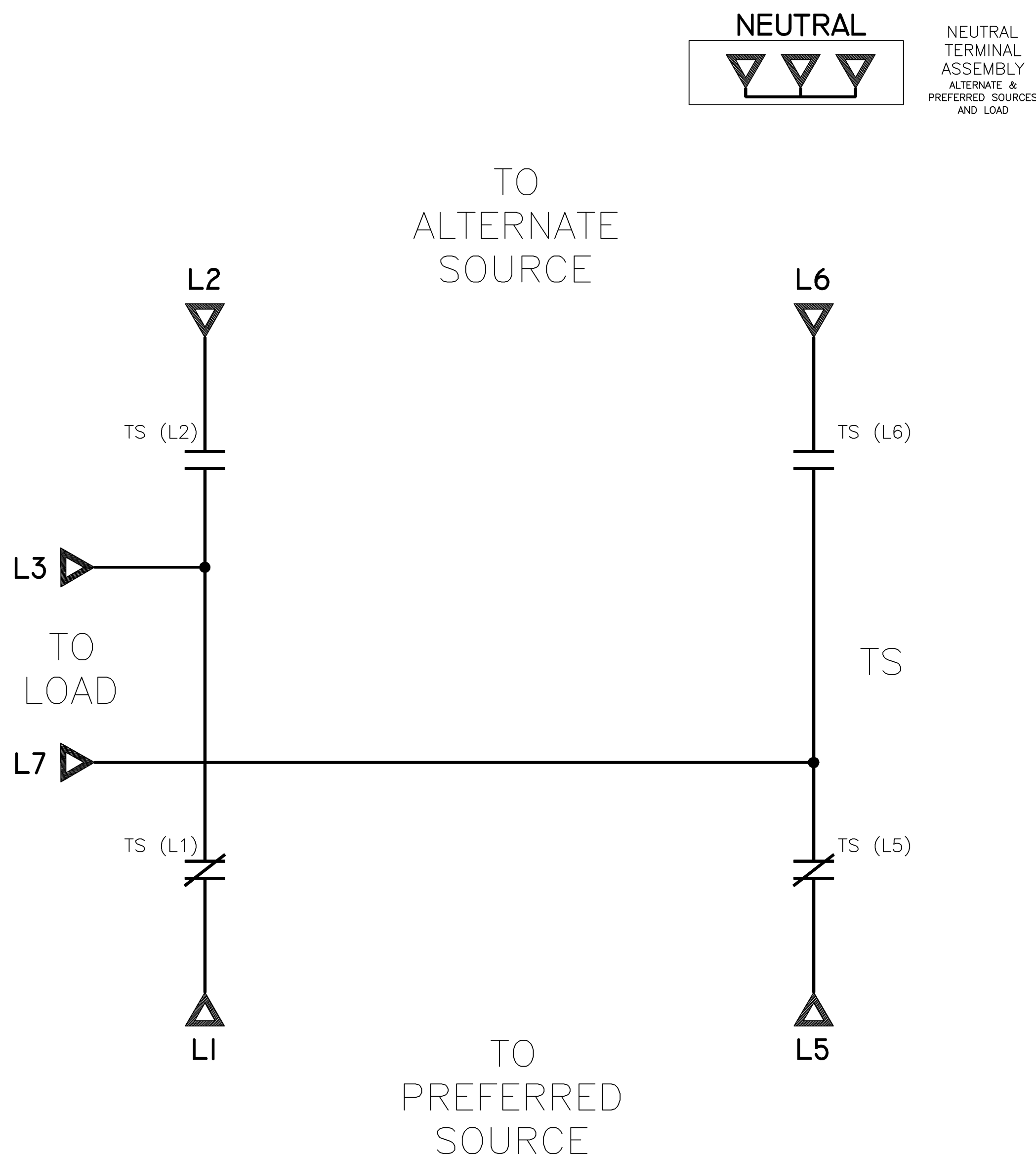
OPTIONAL ACCESSORIES

- ACC. 14A (1) AUXILIARY CONTACT CLOSED WHEN THE TRANSFER SWITCH IS CONNECTED TO THE PREFERRED SOURCE. FIELD INSTALLED KIT WHEN PROVIDED.
- ACC. 14B (1) AUXILIARY CONTACT CLOSED WHEN THE TRANSFER SWITCH IS CONNECTED TO THE ALTERNATE SOURCE. FIELD INSTALLED KIT WHEN PROVIDED.
- ACC. 44A ENCLOSURE HEATER 120 VAC. FIELD INSTALLED KIT WHEN PROVIDED.

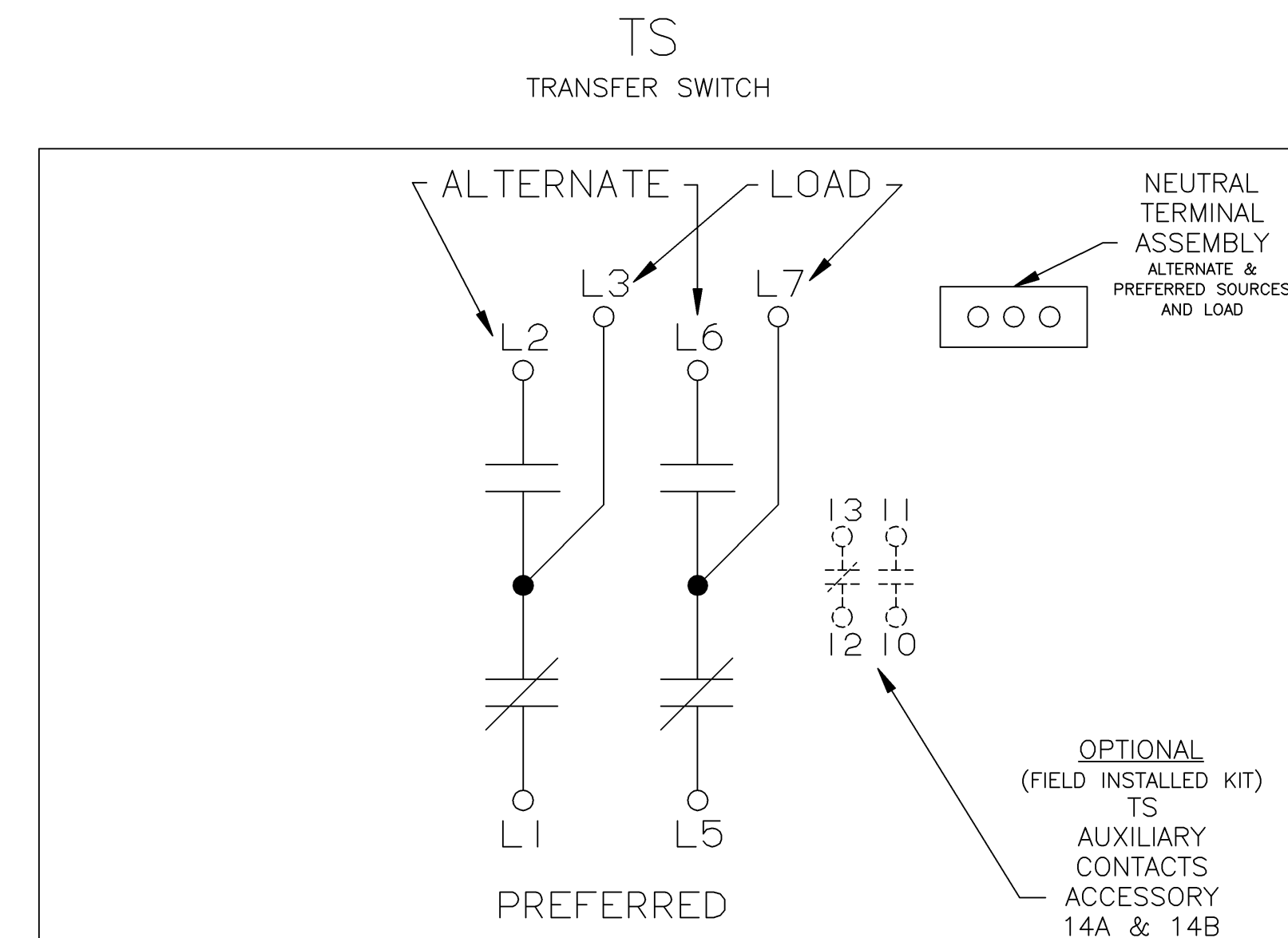
FIELD CONNECTIONS



TRANSFER SWITCH POWER POLES



PHYSICAL DIAGRAM



ATS SHOWN CLOSED ON PREFERRED SOURCE

TS FRAME	CATALOG TYPE	NEUTRAL TYPE	PHASE POLES	AMPS	VOLT CODE	CONTROLLER	OPTIONAL ACCESSORY	ENCLOSURE CODE	EXPLANATION OF CATALOG NUMBER CODES			
									NEUTRAL TYPE	VOLTAGE CODES 1 PHASE (2 OR 3 WIRE) 50 OR 60 Hz	ENCLOSURE CODES	
CODE	DESCRIPTION	CODE	NOMINAL VOLTAGE	CODE	TYPE	DESCRIPTION						
BLANK A	NONE SOLID	0	240	C	1	GENERAL PURPOSE, INDOOR OUTDOOR, RAINPROOF, SLEET & ICE RESISTANT SECURE TYPE: EXTERIOR DOOR WITH INTERNAL DEAD FRONT PANEL.						
D	185	A	2	100 200 230	0	0	X	C M				

PROJECT NAME:		222590	JPB	JPB	04/15/09
WIRING DIAGRAM		ISSUE	BY	APP.	DATE
SERIES 185 ATS, SINGLE PHASE, 3 WIRE, MANUALLY OPERATED D FRAME TRANSFER SWITCH (100, 200, 230 AMPS)		SCALE	1:1	SIZE	DS
DRAWN BY: JPB 04/15/09		PROPERTY OF ASCO POWER TECHNOLOGIES. USE PERMITTED FOR OUR WORK ONLY. ALL RIGHTS OF DESIGN OR INVENTION ARE RESERVED.		COMPUTER GENERATED DRAWING	
CHECKED BY: JPB 04/15/09		ASCOS		844554-002	
FINAL APPROVAL: JPB 04/15/09		ASCOS		DRAWING NO. 222590 SHEET 1 OF 1	