

DSE705/4130

AUTO TRANSFER SWITCH

FEATURES



The DSE705 and DSE4130 are Transfer Switch Control Modules that have been designed to monitor the mains (utility) supply.

When the mains (utility) power fails, the module will send a start request to the generator control unit. When the generator is up and running the module transfers the load across. When the mains (utility) returns, the module transfers the load back and removes the start command. The generator should then begin its shutdown procedure.

The modules can be configured to follow the users' pre-set start and stop sequences.

The DSE4130 case includes a closed back.

ENVIRONMENTAL TESTING STANDARDS

ELECTRO-MAGNETIC COMPATIBILITY

BS EN 61000-6-2
EMC Generic Immunity Standard for the Industrial Environment
BS EN 61000-6-4
EMC Generic Emission Standard for the Industrial Environment

ELECTRICAL SAFETY

BS EN 60950
Safety of Information Technology Equipment, including Electrical Business Equipment

TEMPERATURE

BS EN 60068-2-1
Ab/Ae Cold Test -30 °C
BS EN 60068-2-2
Bb/Be Dry Heat +70 °C

VIBRATION

BS EN 60068-2-6
Ten sweeps in each of three major axes
5 Hz to 8 Hz @ +/-7.5 mm,
8 Hz to 500 Hz @ 2 gn

HUMIDITY

BS EN 60068-2-30
Db Damp Heat Cyclic 20/55 °C @ 95% RH 48 Hours
BS EN 60068-2-78
Cab Damp Heat Static 40 °C @ 93% RH 48 Hours

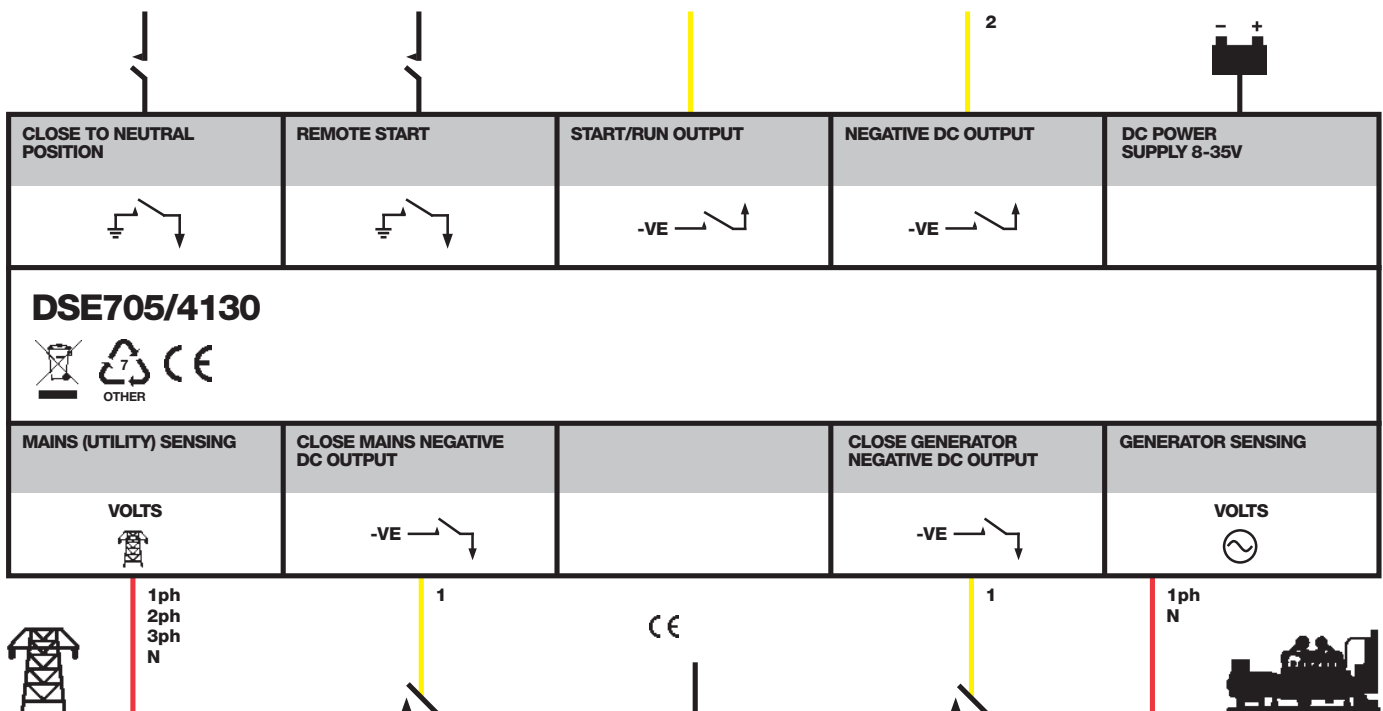
SHOCK

BS EN 60068-2-27
Three shocks in each of three major axes
15 gn in 11 ms

DEGREES OF PROTECTION PROVIDED BY ENCLOSURES

BS EN 60529
IP65 - Front of module when installed into the control panel with the sealing gasket (to be ordered separately).

COMPREHENSIVE FEATURE LIST TO SUIT A WIDE VARIETY OF ATS APPLICATIONS



ALL OUTPUTS ARE -VE SWITCHING SOLID STATE



ISSUE 3


DSE705/4130

AUTO TRANSFER SWITCH

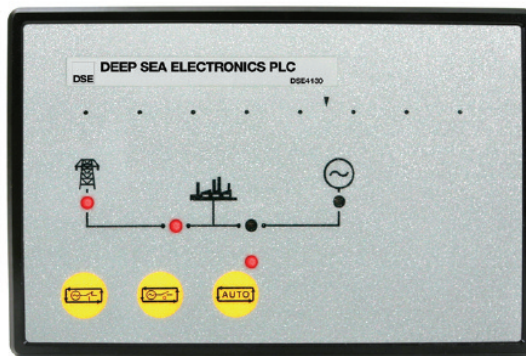
FEATURES



DSE705



DSE4130



KEY FEATURES

- Automatic mains (utility) supply monitoring
- Load changeover control
- Manual start
- Protected Solid State (PSS) outputs
- Front panel mounting
- Front panel programming
- LED indicators
- Configurable timers
- Single/three phase mains (utility) sensing
- Remote start input

KEY BENEFITS

- Transfers between mains (utility) and generator power
- On-site module configuration to match user requirements

SPECIFICATION

DC SUPPLY

CONTINUOUS VOLTAGE RATING
8 V to 35 V continuous

CRANKING DROPOUTS

Able to survive 0V for 50ms, providing supply was at least 10 V before dropout and supply recovers to 5 V. This is achieved without the need for internal batteries.

MAXIMUM OPERATING CURRENT

50 mA at 12 & 24 V

MAXIMUM STANDBY CURRENT

DSE705
10 mA at 12 V & 24 V

DSE4130

15 mA at 12 V & 24 V

ALTERNATOR INPUT RANGE

75 V to 333 V AC absolute maximum

ALTERNATOR INPUT FREQUENCY

50Hz – 60Hz at rated engine speed (minimum:75 V AC L-N)

OUTPUTS

START & RUN OUTPUT

1.2 Amp DC at supply voltage. Switches to battery negative when active

CLOSE GEN/MAINS (UTILITY)

CONTROL OUTPUTS

1.2 Amp DC at supply voltage. Switches to battery negative when active

AUXILIARY OUTPUTS

1.2 Amp DC at supply voltage. Switches to battery negative when active

DIMENSIONS

DSE705 OVERALL

165 mm x 125 mm x 29 mm
6.5" x 4.9" x 1.2"

DSE705 CUT-OUT

149 mm x 109 mm
5.9" x 4.3"

DSE4130 OVERALL

171 mm x 115 mm x 49 mm
6.75" x 4.5" x 2"

DSE4130 CUT-OUT

154 mm x 98 mm
6.1" x 3.9"

STORAGE TEMPERATURE RANGE

-40 °C to +85 °C

RELATED MATERIALS

TITLE

DSE705 Installation Instructions
DSE705 Operators Manual
DSE4130 Installation Instructions
DSE4130 Operators Manual

PART NO'S

053-037
057-044
053-024
057-024

DEEP SEA ELECTRONICS PLC UK

DEEP SEA ELECTRONICS INC USA