

30 kW Industrial Diesel Generator

GENPOWERUSA GPM-KB30-60T4i

EPA Tier 4i Stationary Emergency



GENERAL POWER
THE GENERATOR COMPANY



Power Ratings

31.5kW 39.4kVA Standby ESP
28.7kW 35.9kVA Prime PRP

Kubota Engine

V3300-E3BG

EPA Tier 4i Stationary Emergency

Stamford Alternator

S1L2-J1

Deep Sea Controller

DSE4520

Siemens Circuit Breaker

Din-Rail: 40 to 63A

Moulded-Case: 80 to 1,600A

Quality Standard

ISO9001:2015 and individually load bank tested in USA

Your power generation solution

Powered by the most reliable components in the industry: EPA Tier 4i Kubota diesel engines, Stamford alternators, Deep Sea digital controllers, & Siemens circuit breakers, GENPOWERUSA industrial diesel generators have been meticulously designed to deliver maximum ROI, versatility and dependability for even the most demanding standby and prime applications.

| Voltage | Power ESP kWe/kVA | Power PRP kWe/kVA | Standby Amps | Prime Amps | Phase |
|---------------|----------------------|----------------------|--------------|------------|-------|
| 480/277 | 31.5/39.4 | 28.7/35.9 | 47 | 43 | 3 |
| 240/120 DELTA | 31.5/39.4 | 28.7/35.9 | 95 | 86 | 3 |
| 220/127 | 31.5/39.4 | 28.7/35.9 | 103 | 94 | 3 |
| 208/120 | 31.5/39.4 | 28.7/35.9 | 109 | 100 | 3 |

ATB (Air to Boil)

Unit mounted radiator with 25C (77F) ambient air capability at the standby (ESP) rating

POWER RATINGS

PRP: Prime Power is available for an unlimited number of annual operating hours in variable load applications, in accordance with ISO 8528-1:2018
ESP: Standby Power is applicable for supplying emergency power in variable load applications in accordance with ISO 8528-1:2018

AMBIENT CONDITIONS

According to ISO 8528-1:2018

LOAD ACCEPTANCE

According to ISO 8528-5, Class G2

| Open Skid Dimensions (Integral 1-Wall Fuel Tank) | Standard Enclosure Dimensions (Integral 1-Wall Fuel Tank) |
|---|--|
| L: 1,385 mm (54.5 in) | L: 2,300 mm (90.6 in) |
| W: 830 mm (32.7 in) | W: 1,089 mm (42.9 in) |
| H: 1,288 mm (50.7 in) | H: 1,332 mm (52.4 in) |
| Weight: 1,323 lbs dry 32 Gallons | Weight: 2,293 lbs dry 49 Gallons |

Kubota Engine Specifications

General Data

| | |
|--|---|
| Manufacturer | Kubota V3300-E3BG Naturally Aspirated Tier 4i |
| Cylinders-arrangement | 4-L |
| Displacement | 3.3-L |
| Speed (RPM) | 1800 |
| Maximum stand-by power at rated RPM | 27 kW |
| Governor | Electronic |

Fuel Consumption

| | |
|-----------------|-----------------------|
| 100% Prime Load | 7.4 L/hr (2.0 Gal/hr) |
| 75% Prime Load | 6.0 L/hr (1.6 Gal/hr) |

Runtime (Open-Skid)


| | |
|------------------------|---|
| Integral Tank (32 Gal) | 16 Hours @ 100% Prime 20 Hours @ 75% Prime |
|------------------------|---|

Runtime (Enclosed)

| | |
|------------------------|---|
| Integral Tank (49 Gal) | 25 Hours @ 100% Prime 31 Hours @ 75% Prime |
|------------------------|---|

U.S. EPA Compliance


| | |
|------|-------------------------|
| Tier | 4i Stationary Emergency |
|------|-------------------------|



Stamford Alternator Specifications

General Data

| | |
|-------------------------------------|------------------------------|
| Manufacturer | Stamford |
| Alternator | S1L2-J1 |
| Number of phases | 3 |
| Power factor (Cos Phi) | 0.8 |
| Altitude (M) | <1000 |
| Overspeed (RPM) | 2250 |
| Number of poles | 4 |
| Excitation System | Auxiliary Winding Excitation |
| Insulation class/ Temperature class | H / H |
| Automatic Voltage Regulator | Stamford AS540 |
| Coupling | Direct / Single Bearing |
| Voltage regulation 0 to 100% | +/- 1.0% |



Control/Electronics Features

Deep Sea DSE4520MKII Digital Controller

| | |
|---|---|
| Microprocessor-based generator controller with dual-core main processor and extended memory | ✓ |
| User friendly, large, 4-line back-lit LCD text display with support for up to 7 display languages | ✓ |
| Support for up to 3 wired-remote mimic display/control units | ✓ |
| Engine and alternator control | ✓ |
| Manual, auto, and test operation mode | ✓ |
| Full range of engine and electrical measurements | ✓ |
| kW/kVA/kvar/hours counter | ✓ |
| 250 event history log | ✓ |
| Push buttons for easy operation | ✓ |
| Operator Screens: Status, Engine, Alternator, Alarms, Event Log, and ECU Alarm | ✓ |

Warning Alarms

| | |
|-------------------------------|---|
| 50+ fully configurable alarms | ✓ |
|-------------------------------|---|

Automatic Shutdowns

| | |
|---|---|
| Under and Over voltage alarm (ANSI 27, ANSI 59) | ✓ |
| Over load alarm (ANSI 32) | ✓ |
| Over current alarm (ANSI 50) | ✓ |
| Under and Over frequency (ANSI 81) | ✓ |
| Under and Over speed | ✓ |
| High coolant temperature | ✓ |
| Low oil pressure | ✓ |
| Low coolant level | ✓ |
| Earth fault alarm (ANSI 87G) | o |
| Fuel containment leak | o |
| Breaker safety switch | o |
| Voltage selector switched when engine running | o |

✓ = Standard Feature o = Optional Upgrade

Deep Sea DSEA109 Digital AVR

| | |
|--|---|
| Advanced digital automatic voltage regulator with CANBUS and LED indicators | ✓ |
| ↳ Under frequency roll off protection with optional instantaneous step | |
| ↳ Loss of voltage sensing protections | |
| ↳ Over excitation protection | |
| ↳ Soft start ramping mode with ON/OFF switch. Temporarily reduces the load & torque in the powertrain and current surge of motor during start-up, permitting the sizing of a genset with a lower power rating. | o |

Deep Sea DSEWEBNET Cloud-Based Remote Monitoring

| | |
|---|---|
| Many Internet-access hardware options: 3G/4G/Ethernet | o |
| ↳ Free 24/7 multi-user, powerful, industry leading remote monitoring software (requires Internet hardware/access) | |
| ↳ Available via free desktop, iOS and Android app | |
| ↳ Customizable branding for corporate accounts | |
| ↳ Configurable event triggers and automated reporting for up to 25 users | |
| ↳ Geo-fencing and asset tracking via GPS | o |

Load-Sharing Configuration Upgrades

| | |
|---|---|
| Set-to-set synchronizing and load sharing package, set mounted, Deep Sea DSE8610 | o |
| Set-to-set synchronizing and load sharing package, set mounted, DEIF AGC 150 | o |
| Remote "overview" display panel kit (multi-genset), 10" touch-enabled, multi-color, Deep Sea DSE8004 ⁽¹⁾ | o |

Control and Communication Accessories

| | |
|--|---|
| Remote "mimic" control/display panel kit (single genset), Deep Sea DSE7320MKII ⁽¹⁾ | o |
| Remote annunciator panel kit (single genset), Deep Sea DSE2548: 8;16; or 24x lights ⁽¹⁾ | o |
| Output expansion module kit, Deep Sea DSE2157 8x configurable relay contacts | o |
| Input expansion module kit, Deep Sea DSE2130 8x configurable digital inputs (up to 4 analog) | o |

(1) Available either as indoor-rated for surface mounting or outdoor-rated inside NEMA3R box



General Features

Engine System

| | |
|---|---|
| Electrolyte-charged battery with rack, cables, and rubber boot connections | ✓ |
| Oil drain extension with in-line valve | ✓ |
| Electronic isochronous governing | ✓ |
| Racor water/fuel separator filter | o |
| Hotstart oil pan heater | o |
| Hotstart battery heater | o |
| Hotstart automatic coolant heater | o |
| Hotstart automatic forced circulation coolant heater | o |
| 5 AMP ELECTRONIC automatic battery charger | o |
| 3 AMP SOLAR automatic battery charger | o |
| 10 AMP ELECTRONIC UL intelligent automatic battery charger with configurable 2-3-4 stage charging | o |
| AMOT Positive air intake shutdown | o |
| Extended engine warranty: 3 years or 4,000 hours | o |
| Extended engine warranty: 4 years or 5,000 hours | o |
| Extended engine warranty: 5 years or 10,000 hours | o |

Cooling System

| | |
|---|---|
| Industrial grade cooling system | ✓ |
| Coolant drain extension with in-line valve | ✓ |
| Fan guards | ✓ |
| Belt guards | o |
| Radiator and oil drains plumbed to a convenient ports box on the exterior of the skid | o |

Exhaust System (Open-type units)

| | |
|--|---|
| Stainless steel flexible exhaust connector | o |
| 10dB industrial class silencer | o |
| 29dB residential class silencer | o |
| 35dB critical class silencer | o |

Alternator System

| | |
|--|---|
| Full load rated with thermo-magnetic switch protection | ✓ |
| Skewed rotor and 2/3 pitch winding suppress triple harmonics and guarantee a superior voltage waveform | ✓ |
| Windings are vacuum-impregnated with fungus resistant epoxy | ✓ |
| Class H insulation and self-ventilated drip-proof design | ✓ |
| Analog automatic voltage regulator (AVR) | ✓ |
| Digital automatic voltage regulator (DAVR) | o |
| Self-excited AVR power and control | ✓ |
| Auxiliary-excited advanced AVR power and control (by auxiliary winding or permanent magnet generator) | o |
| Alternator oversizing | o |
| Anti-condensation heater | o |
| Reinforced impregnation, coastal environment | o |
| Reinforced impregnation, marine/harsh environment, alternator air filter | o |
| Winding temperature sensors | o |

Main Line Breaker System

| | |
|--|---|
| Main line circuit breaker, output rated, 80% rating | ✓ |
| Main line circuit breaker, output rated, 80% rating, UL listed | o |
| 2nd main line circuit breaker, output rated, 80% rating, UL listed | o |
| Breaker shunt trip | o |
| Electronic trip breaker | o |
| Grounding system: TN-C (combined PEN conductor performs the function of both PE and N conductor) | ✓ |
| Grounding system: TN-S (PE and N via separate conductors that are connected together only near power source) | o |

Base Tank System

| | |
|--|---|
| Customizable capacity/runtime: 60 Gal to 500 Gal | o |
| 2-PSI factory pressure tested | ✓ |
| Sloped-surface basin design for 110% containment of engine fluids | ✓ |
| Electronic fuel level sender with programmable alarms | ✓ |
| Mechanical float level with visual gauge | ✓ |
| Supply line with in-line check valve | ✓ |
| Heavy-duty AVM's isolate engine/radiator/generator from base tank to reduce vibration and noise | ✓ |
| Single walled, non UL-142 listed | o |
| Double walled, non UL-142 listed, 110% containment | o |
| Double walled, UL142 listed, 110% containment | o |
| Specialty fuel tanks: UL2085, MDEQ, FDEP/DERM | o |
| Aluminum or stainless steel construction | o |
| Fuel leak containment detection switch | o |
| Herculiner® poly-urethane and rubber granule coating for maximum chip/abrasion/solvent/corrosion/UV resistance | o |
| Automatic Fuel Transfer Kit. PLC-controlled to maintain a predetermined level in the primary tank as well as automatic start, stop, and fuel overfill check. | o |

Maintenance Kits

| | |
|---|---|
| 1,000 Hour Engine Maintenance Kit includes OIL/FUEL/AIR/COOLANT filters as applicable for mandatory <1,000 hours service intervals | o |
| 2,000 Hour Engine Maintenance Kit includes OIL/FUEL/AIR/COOLANT filters as applicable for mandatory <2,000 hours service intervals | o |
| Zero-Downtime prevention kit includes: 1x AVR, 1x Diodes Kit, 1x Varistor, 1x Starter Relay, 1x Control Relay, 1x 2 AMP minibreaker, 1x 4 AMP minibreaker, 1x 6 AMP minibreaker, 1x Fuel level sender unit, 1x Fuel lines set | o |

Quality Control

| | |
|--|---|
| 90-point quality control inspection | ✓ |
| Standard load bank testing: full load, 30 min, 1.0PF | ✓ |
| Extended load bank testing: full load, 1 hour, 1.0PF | o |
| Extended load bank testing: full load, 1 hour, 0.8PF | o |
| Customizable witness testing: on-site at factory or remote via virtual session | o |

✓ = Standard Feature o = Optional Upgrade

Additional Features

Enclosure System: STANDARD-TYPE



- TYPE: IP56, outdoor rated, weather-proof design with Level 2 sound-attenuation o
- ↳ SILENCER: Residential critical-class silencer for 25dBA sound reduction
- ↳ LEVEL-2 DISCHARGE PLENUM: Dedicated enclosure compartment with built-in air deflecting baffles & completely lined with sound-absorbing material. It houses the silencer & redirects the discharge air from the radiator downwards for enhanced sound reduction
- ↳ HOT AIR DISCHARGE: Indirect, frontal-facing, horizontal air discharge outlet redirects cooling air through sound baffles to minimize sound
- ↳ ACOUSTIC INSULATION: with hydrocarbon sealing film for max sound/flame/moisture resistance
- ↳ STEEL-CONSTRUCTION: 12GA, steel-alloy panels and stainless steel hardware for enhanced corrosion protection o
- ↳ ALUMINUM-CONSTRUCTION: 12GA, aluminum-alloy panels and stainless steel hardware for maximum corrosion resistance o
- ↳ FINISH UPGRADE: Herculiner® poly-urethane & rubber granule coating for maximum chip/abrasion/solvent/corrosion/UV resistance o

Heavy-Duty Highway Trailer



- DOT heavy-duty road/highway trailer with running lights and 7-wire connector, G.V.W.R.: 7,000 lbs o
- ↳ Dual-axle with electric brakes on all axles, battery back-up & auto breakaway system
- ↳ 4x bias 6 ply load range C tires
- ↳ 1x ea, 2 5/16" ball hitch coupler with adaptability for Lunette eye
- ↳ 1x 7K top wind tongue mounted jack, 2x 7K side wind jacks on rear, and 1/4" x 30" safety chains
- Lockable tool box and full-sized spare tire o
- Hydraulic brakes o

Industrial-Grade Features



- 3 position voltage selector switch: 3PH low-wye, 3PH high-wye, 1PH zig-zag o
- 4-position voltage selector switch (3ph low-wye, 3ph high-wye, 3ph delta, 1ph zig-zag) o
- External shore power connector (for auto battery charger and auto coolant heater) o
- Breaker cabinet LED light with auto on/off o
- On/off battery switch o
- Enclosure lighting kit (AC/DC) o
- System-wide differential protection: LOVATO earth leakage relay o

✓ = Standard Feature o = Optional Upgrade

Generator Photos

ISOMETRIC VIEW



Illustrations may show optional equipment

ISOMETRIC VIEW



Illustrations may show optional equipment


Generator Photos

LEFT SIDE VIEW



Illustrations may show optional equipment

RIGHT SIDE VIEW



Illustrations may show optional equipment